


# Portal Instructions

Go to: **vitals.vadtrac.com**

## Sign Up

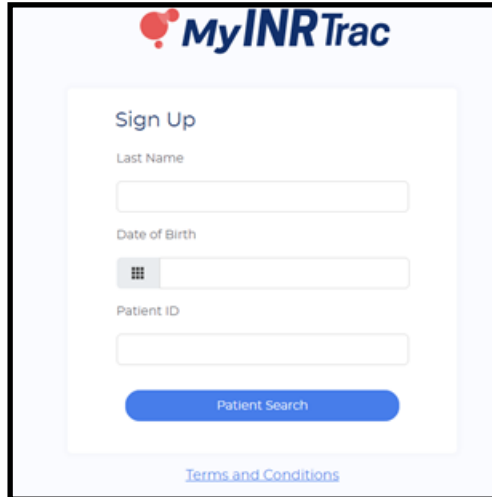
1. Click sign up



The screenshot shows the MyINRTrac login page. At the top is the MyINRTrac logo. Below it is a 'Login' section with an 'E-mail' field, a 'Password' field, and a 'Forgot Password' link. There are 'Login' and 'Sign Up' buttons. The 'Sign Up' button is highlighted in blue. At the bottom, there is a 'Terms and Conditions' link.

2. Enter Last name, Date of Birth, and Patient ID#

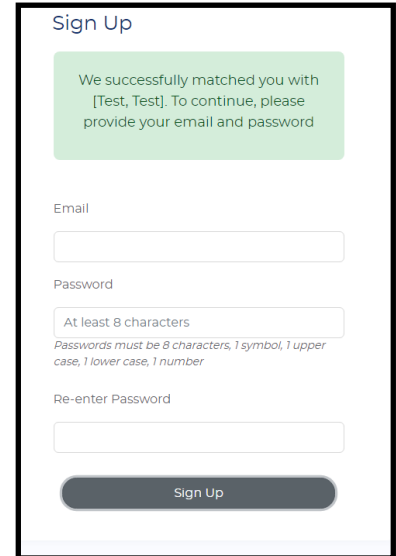
**00000**



The screenshot shows the MyINRTrac sign-up page. It has a 'Sign Up' section with 'Last Name', 'Date of Birth', and 'Patient ID' fields. A 'Patient Search' button is highlighted in blue. There is also a 'Terms and Conditions' link at the bottom.

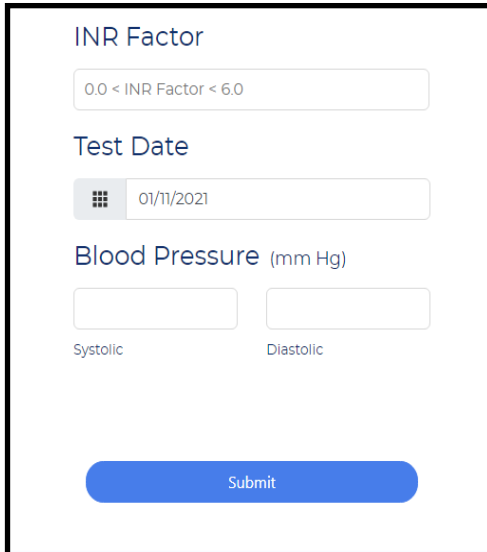
3. Enter your email address and create a password.

Click sign up



The screenshot shows the MyINRTrac sign-up confirmation page. A green message box at the top says: 'We successfully matched you with [Test, Test]. To continue, please provide your email and password'. Below are 'Email' and 'Password' fields. The password field has a note: 'At least 8 characters. Passwords must be 8 characters, 1 symbol, 1 upper case, 1 lower case, 1 number'. There is a 'Re-enter Password' field and a 'Sign Up' button.

4. You are logged -in. Please enter required vitals and click submit.



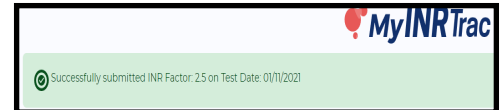
The screenshot shows the MyINRTrac vitals entry page. It has fields for 'INR Factor' (with a range of 0.0 < INR Factor < 6.0), 'Test Date' (01/11/2021), and 'Blood Pressure (mm Hg)' with 'Systolic' and 'Diastolic' sub-fields. A 'Submit' button is highlighted in blue.

5. Click Confirm




The screenshot shows a 'Confirm' dialog box with a close button (X). It displays 'Test Test' and 'Test Test'. Below are 'INR 2.5' and 'Test 01/11/2021'. 'Blood Pressure 120 mm Hg - 80 mm Hg' is also shown. At the bottom, 'CONFIRM' and 'CANCEL' buttons are present. The 'CONFIRM' button is highlighted in blue.

6. **Green** indicates a successful report



The screenshot shows a success message banner with the MyINRTrac logo. A green bar contains the text: 'Successfully submitted INR Factor: 2.5 on Test Date: 01/11/2021'.

7. Next time you are ready to log in with email and password you created. If you need to reset password simply repeat steps 1-3. Questions call 317-774-0145.



The screenshot shows the MyINRTrac login page. It has a 'Login' section with 'E-mail' and 'Password' fields, and a 'Forgot Password' link. There are 'Login' and 'Sign Up' buttons. The 'Sign Up' button is highlighted in blue. At the bottom, there is a 'Terms and Conditions' link.